


AUTOLOGOUS BLOOD CONCENTRATES (PRP, PRF, CGF..ETC)

Biology, Research, Phlebotomy,
and Clinical Applications



Presented by Arun K. Garg, DMD
~ *Co-Discoverer of PRP*



COURSE OVERVIEW

This lecture and hands-on course covers the biology and science behind autologous blood concentrates, its clinical applications, and phlebotomy techniques. Attendees learn an inexpensive, scientifically proven method to enhance patients' hard and soft tissue healing with the use of a simple centrifuge.

COURSE OBJECTIVES

Attendees will learn how to

- Improve subepithelial connective tissue graft success.
- Decrease postoperative complications with pharmacological strategies.
- Increase revenue through patient satisfaction and referrals.
- Perform venipunctures and phlebotomy procedures.
- Rely on their dental assistants as a way to greatly simplify the preparation of concentrates.
- The benefits and shortcomings of various commercially available centrifuge systems.

"Our team feels ready to implement this as soon we return"
E.E. - Chattanooga, TN

"Always Excellent Programs"
H.L. - Long Beach, NY

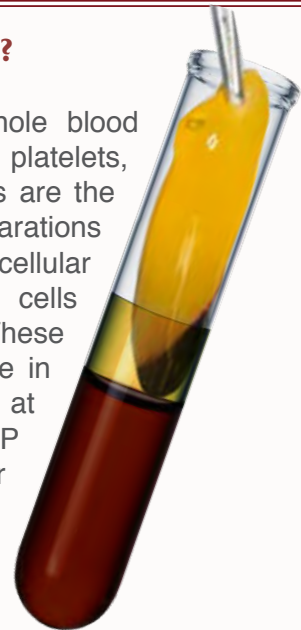
THE HISTORY OF PRP

After first being discovered by Drs. Robert Marx and Arun Garg, PRP gained widespread acceptance in ALL the medical surgical specialities, and in recent years has regained tremendous resurgence in dental surgery again. As an easy to use, low cost biomaterial that facilitates tissue regeneration, PRP is a natural way to greatly enhance your patients' surgical results!



BIOLOGY BASICS: WHAT IS PRP?

PRP is a biologic isolate from whole blood that is preferentially enriched for platelets, leukocytes and fibrin. While platelets are the primary component of PRP, preparations also contain other concentrated cellular components including white blood cells (WBCs) and peripheral stem cells. These components all play a biological role in the healing process and are provided at concentrated levels in PRP. Thus, PRP may help optimize the conditions for healing of bone and soft tissue.



PRP FAST FACTS

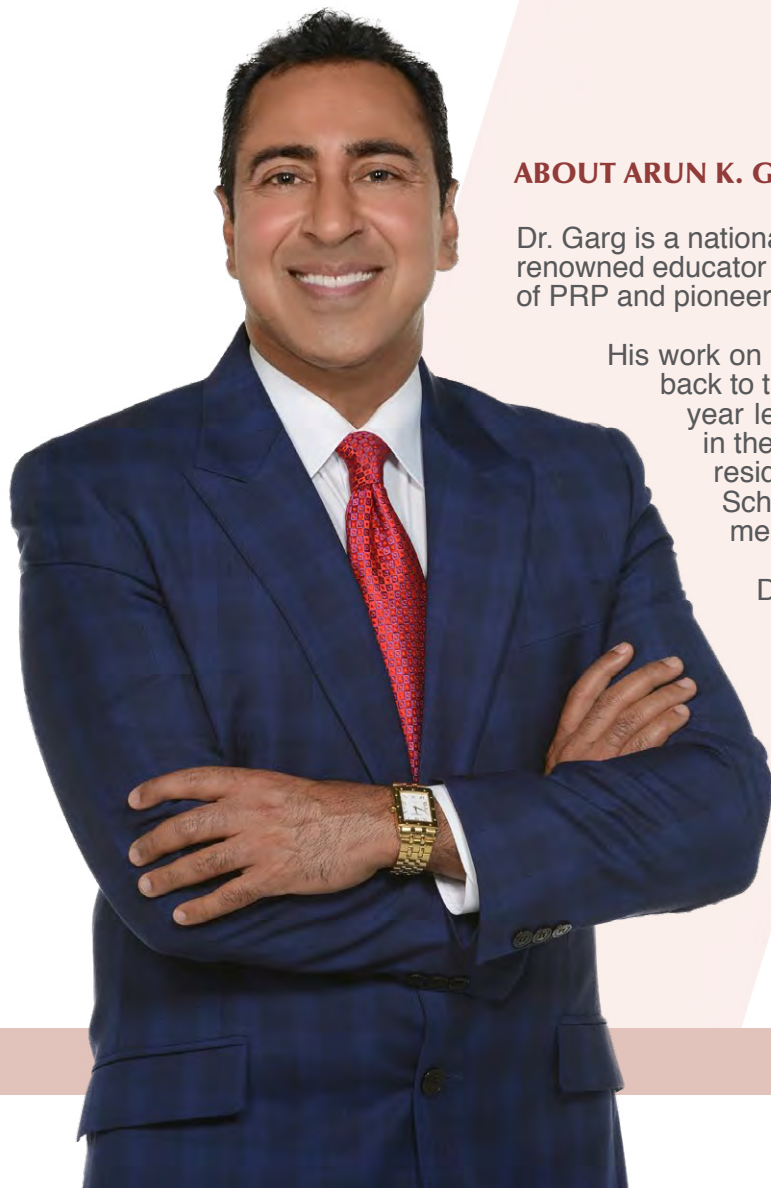
1. PRP is a provisional 3-dimensional matrix made of fibrin that accelerates wound healing
2. It contains a number of growth factors found in human blood centrifuged to reach supra-physiological doses that assist in tissue regeneration
3. It significantly decreases the rate of infection up to 10-fold, especially following molar extractions and prior/during implant placement
4. Patients report less morbidity, swelling and use of analgesics following regeneration with PRF
5. In many clinical indications, PRP may be used alone to replace the high costs associated with bone grafts, connective tissue grafts, and/or barrier membranes
6. Improved patient satisfaction

"I truly enjoyed this class! Felt like I walked out a winner"

C.G. - Chattanooga, TN



Includes a Hands-on & Demo – and Phlebotomy Technique Instruction



ABOUT ARUN K. GARG, DMD

Dr. Garg is a nationally recognized dental lecturer and surgeon, who along with renowned educator and researcher Dr. Robert E. Marx, discovered the benefits of PRP and pioneered PRP-related treatment techniques and research.

His work on the subject of PRP builds upon decades of research going back to the 1965 discovery of bone morphogenetic protein. As a 25-year lecturer, Dr. Garg served as a full-time professor of surgery in the division of oral and maxillofacial surgery and as director of residency training at the University of Miami Leonard M. Miller School of Medicine where he was frequently awarded faculty member of the year by his residents.

Dr. Garg is considered the world's preeminent authority on bone biology, bone harvesting and bone grafting for dental implant surgery and has written and published nine books and over 150 articles. Dr. Garg earned his engineering and dental degrees from the University of Florida and completed his residency training at the University of Miami Jackson Memorial Hospital. He is also the founder of Implant Seminars, a leading dental implant continuing education company that offers a variety of class-based, hands-on, and live patient programs in the United States and abroad.

Course: Autologous Blood Concentrates (PRP, PRF, CGF... etc)
Biology, Research, Phlebotomy, and Clinical Applications

Tuition: **Doctors:** \$1095 | **Staff:** \$595

CE Hours: 8

Dates/Location: February 9, 2020 – Denver July 12, 2020 – Chicago
 March 13, 2020 – Washington, DC August 23, 2020 – Washington DC
 April 3, 2020 – Miami October 18, 2020 – Orlando
 June 5, 2020 – Boston December 18, 2020 – Los Angeles

www.SobeDental.com
17501 Biscayne Boulevard, North Miami Beach, FL 33160
305-944-9636 | Info@SobeDental.com

Full Name _____

AGD Number (if applicable) _____

BILLING ADDRESS

Address _____

City _____ State _____ Postal Code _____

Telephone _____ Mobile _____

Email _____

PAYMENT INFORMATION


Total to be charged on credit card: _____

VISA® MasterCard® American Express® Discover®

Name on Card _____

Card Number _____

Exp. ____ / ____ CVV# _____ ZIP _____



Implant Seminars is designed as an Approved PACE Program Provider by the Academy of General Dentistry. The formal continuing education programs of this program provider are accepted by AGD for Fellowship, Mastership and membership maintenance credit. Approval does not imply acceptance by state or provincial board of dentistry or AGD endorsement. The current term of approval extends from 12/1/2017 to 11/30/2020. Provider # 215694

